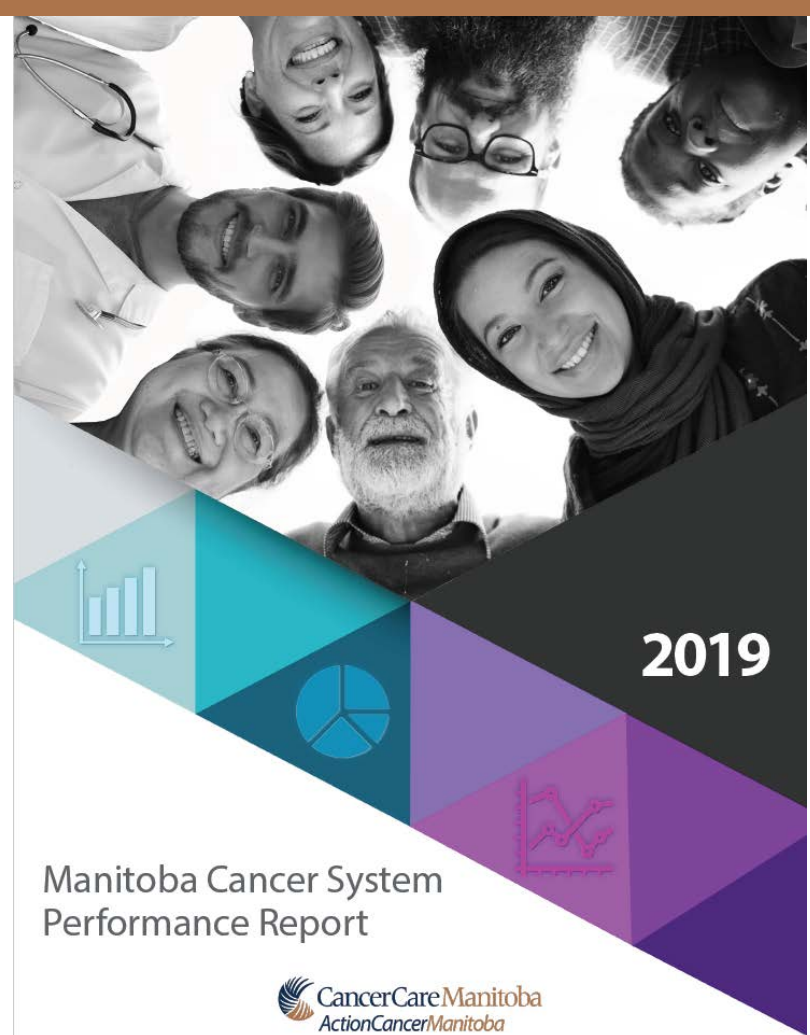


# Cancer Registry Data for System Performance Reporting: Cultivating Excellence through an Engaging Use of Cancer Data

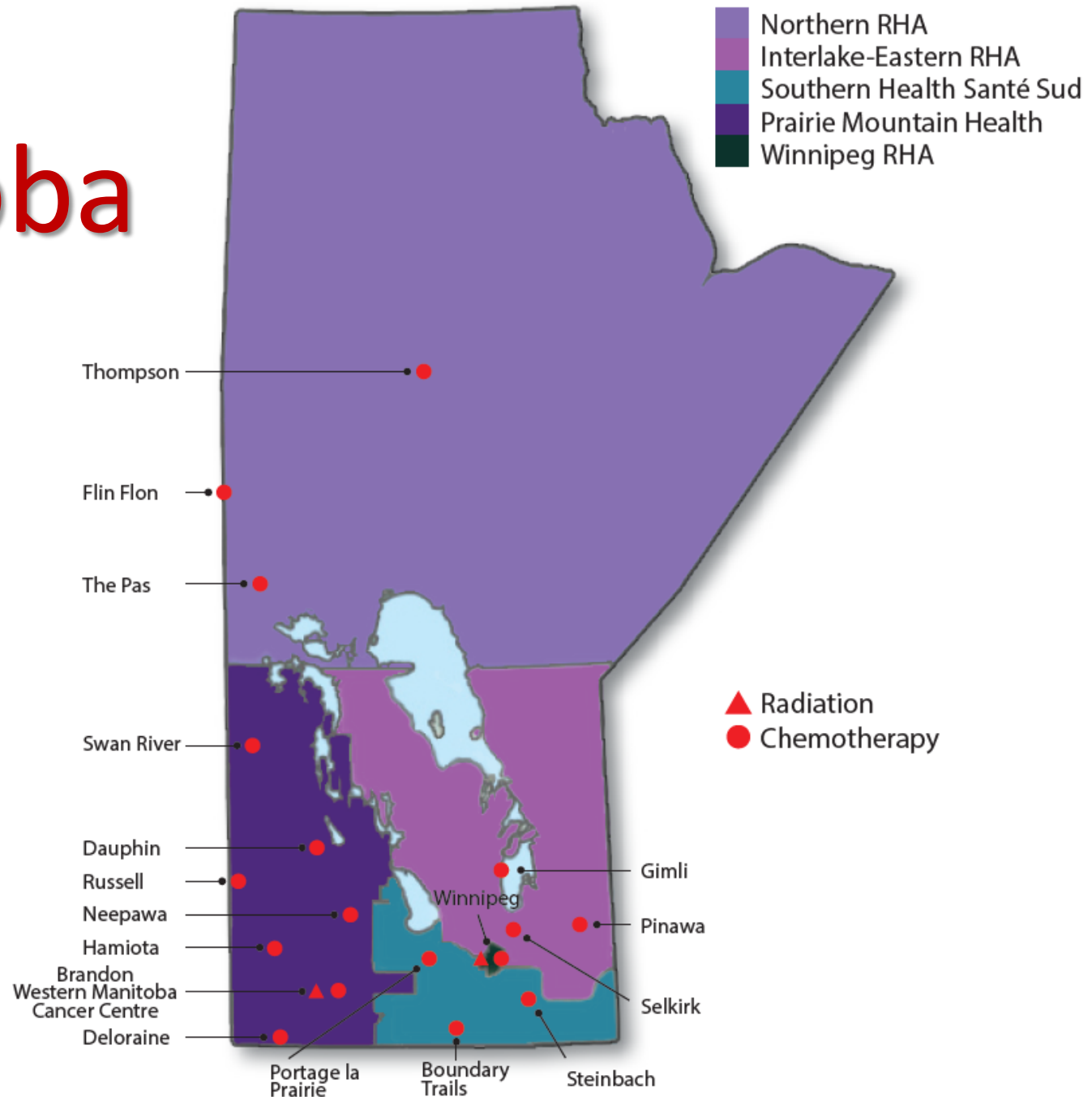
2019 Manitoba Cancer System Performance Report



Ms. Carrie O'Conaill  
System Performance Lead  
2019 ARCC Conference  
May 28<sup>th</sup>, 2019



# Manitoba



# Strategic Direction 3:

*Toward enhanced reporting on performance, quality, and safety*






## STRATEGIC DIRECTION 3

### Toward Enhanced Reporting on Performance, Quality and Safety

Establishing a set of performance and quality indicators allows the organization to monitor and measure its system performance, analyze trends, compare performance to targets and benchmarks, and improve both system efficiencies and quality of care. It provides a mechanism for accountability and establishes a culture of transparency, moving us from a reactionary to a proactive state. These efforts, supported by a sustainable, integrated health information system and guided by best practices in performance management, will contribute significantly to CCMB's growth and sustainability.

#### OBJECTIVES

1. Development of a comprehensive and integrated set of performance indicators regarding quality, patient safety, and clinical outcomes.
2. Sustained engagement in quality improvement projects, including Medication Reconciliation.
3. Advanced methods established for assessing and reporting on the level of patient satisfaction.



Measurement of our cancer system performance is important for transparency and accountability. These measures can become a catalyst for thoughtful discussion among health system partners and starting point for informing system improvement and community engagement.

# CCMB's System Performance Series

Manitoba Cancer System Performance Report

**2019**

CancerCare Manitoba  
ActionCancerManitoba

Older Population in Manitoba

CancerCare Manitoba  
ActionCancerManitoba

Cancer Screening in Manitoba

GetCheckedManitoba.ca  
000

CancerCare Manitoba  
ActionCancerManitoba

Supplementary reports will be available on the website

**2018**

Cancer Surgery Quality in Manitoba

CancerCare Manitoba  
ActionCancerManitoba

# CONTENTS

1	Message From The President & CEO
2	Message from Donna Turner
4	Report Guide
5	Key Findings
6-10	Overview
11-13	Prevention & Risk Factors
14-18	Manitoba Cancer Screening Programs
19-28	Detection & Diagnosis of Cancer
29-46	Cancer Treatment
47-50	Outcomes
51	Survivorship
52-53	Palliative & Advanced Disease
54-58	Patient Experience
59	Manitoba Cancer System Performance Series
60-69	Regional Pages
70	Appendix
71-75	References
75-87	Technical Appendix
88-93	Fast Facts
94-96	Acknowledgments
97	General Terms & Definitions

## OUR VISION

A world free of cancer.

## OUR MISSION

To reduce and, where possible, eliminate the burden of cancer on the people of Manitoba through exemplary programs of prevention, diagnosis, treatment, rehabilitation, continuing care, research and education.

## OUR VALUES

### RESPECT FOR PEOPLE

Dignity, fairness, openness, equity, collaboration, cooperation, sensitivity to cultural diversity and identity, compassion, privacy, confidentiality.

### INTEGRITY

Honesty, objectivity, reliability, responsibility, fidelity, transparency.







### EXCELLENCE




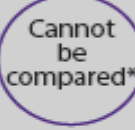


Timeliness, efficiency, effectiveness, relevance, diligence, creativity, initiative.

### STEWARDSHIP

Prudence, sensitivity to risks, opportunities and sustainability of human and material resources and the natural and built environment, accountability.

# Prevention Strategies can help reduce your cancer risk

	Manitoba		
	Past	Current	Trend
<b>INCREASE YOUR CANCER RISK</b>			
 <b>OBESITY</b> % of adults (ages 18+) with Body Mass Index classified as "obese". Based on self-reported height and weight	21.8%	22.2%	
 <b>SMOKING</b> % of daily current smokers (age 12+)	19.0%	18.6%	
 <b>ALCOHOL</b> % consuming more than 5 alcoholic drinks on one occasion within the past week (age 12+)	26.1%	22.8%	

	Manitoba		
	Past	Current	Trend
<b>REDUCE YOUR CANCER RISK</b>			
 <b>FRUITS &amp; VEGETABLES</b> % consuming 5 or more servings of fruits and vegetables per day (ages 12+)	32.4%	24.9%	
 <b>PHYSICAL ACTIVITY</b> Derived variable for persons age 18+ who were categorized as moderately active and active based on the number of minutes of moderate to vigorous activity done in a <u>week</u> .	-	79.0%	
 <b>HPV VACCINATION</b> % girls who received at least two doses of the HPV vaccine by age 17.	56.0%	62.6%	

# Actual and Projected Cancer Incidence in Manitoba 1988-2035

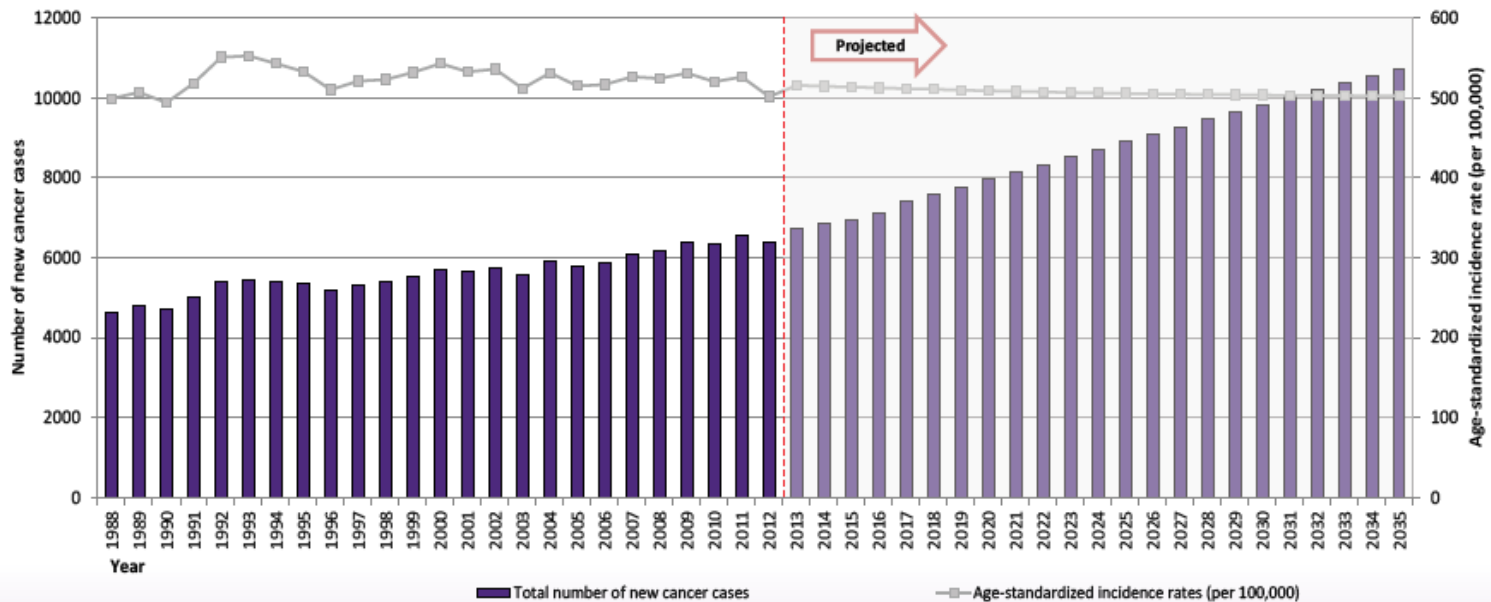
Nearly 1 in 2 Canadians is expected to be diagnosed with cancer in their lifetime.<sup>1</sup>



1 in 4 Canadians are expected to die from cancer.<sup>1</sup>



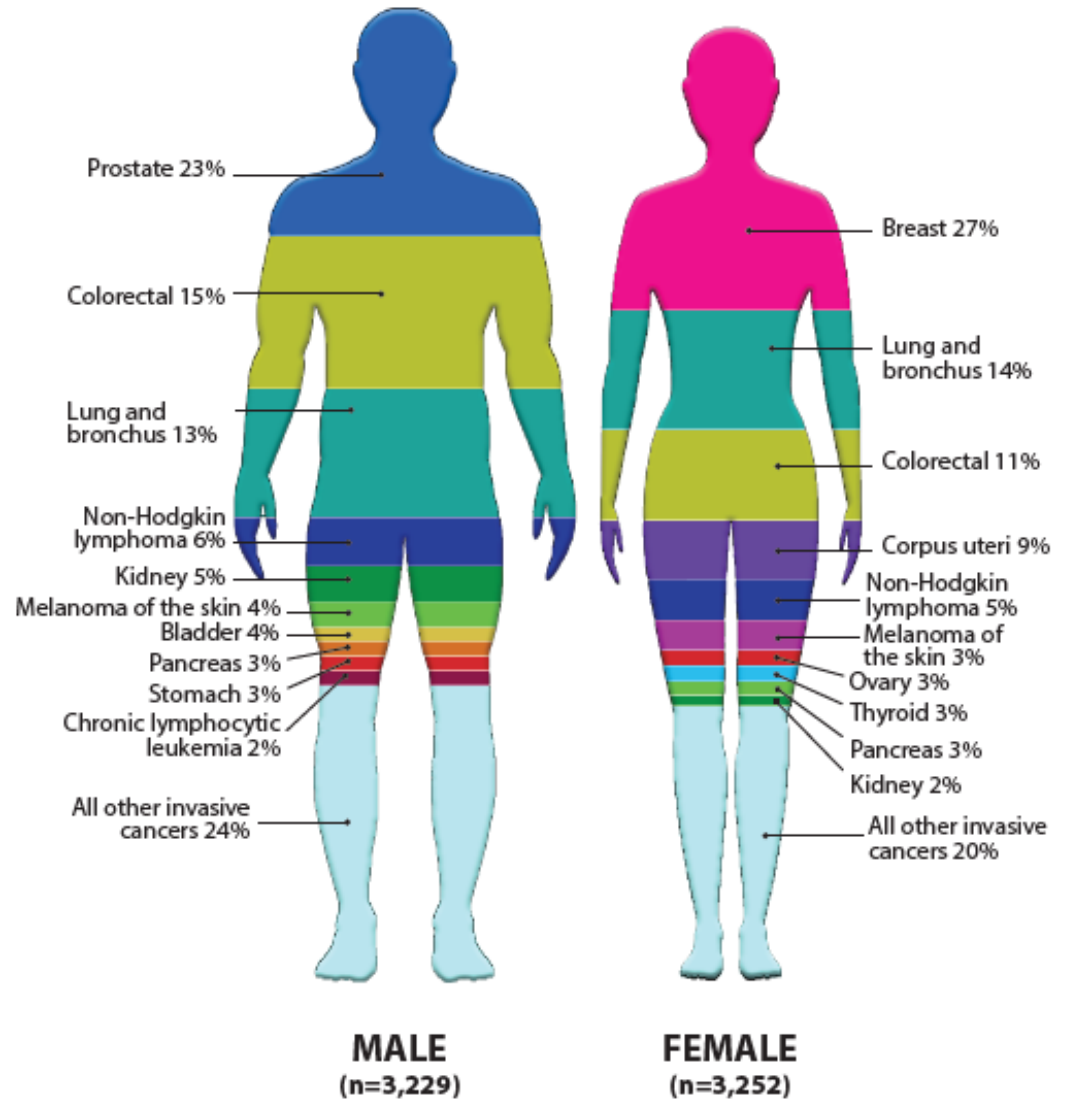
Figure 1. Actual and projected cancer incidence in Manitoba, 1988-2035.



See technical appendix for data sources and methodological details.

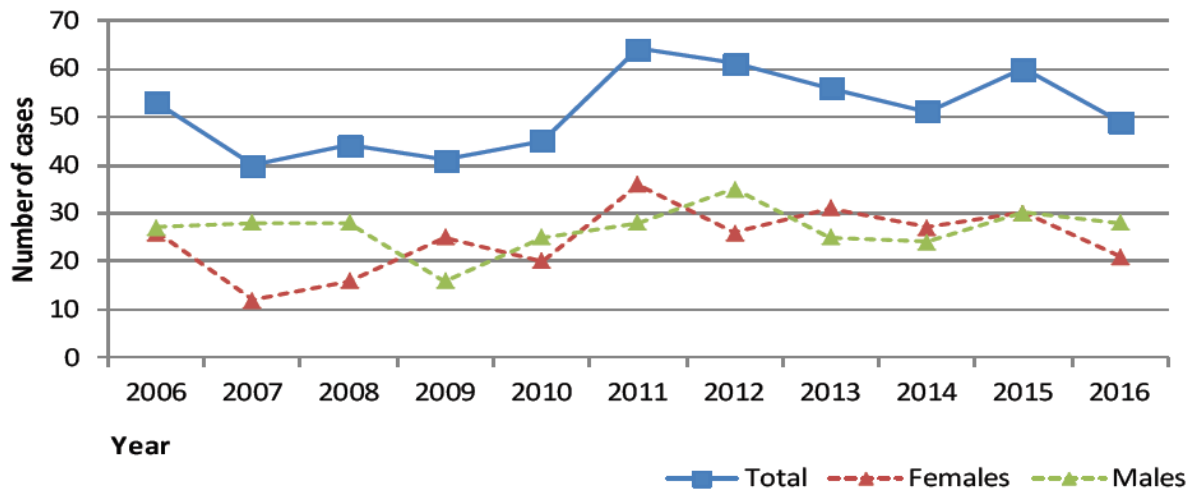
**Figure 12.** Distribution of the number of cancer cases for the ten most common cancer sites by sex, 2016.

# Incidence by Cancer Type



# Cancer in our Children: Number of pediatric cancer cases diagnosed in Manitoba by year, 2006-2016.

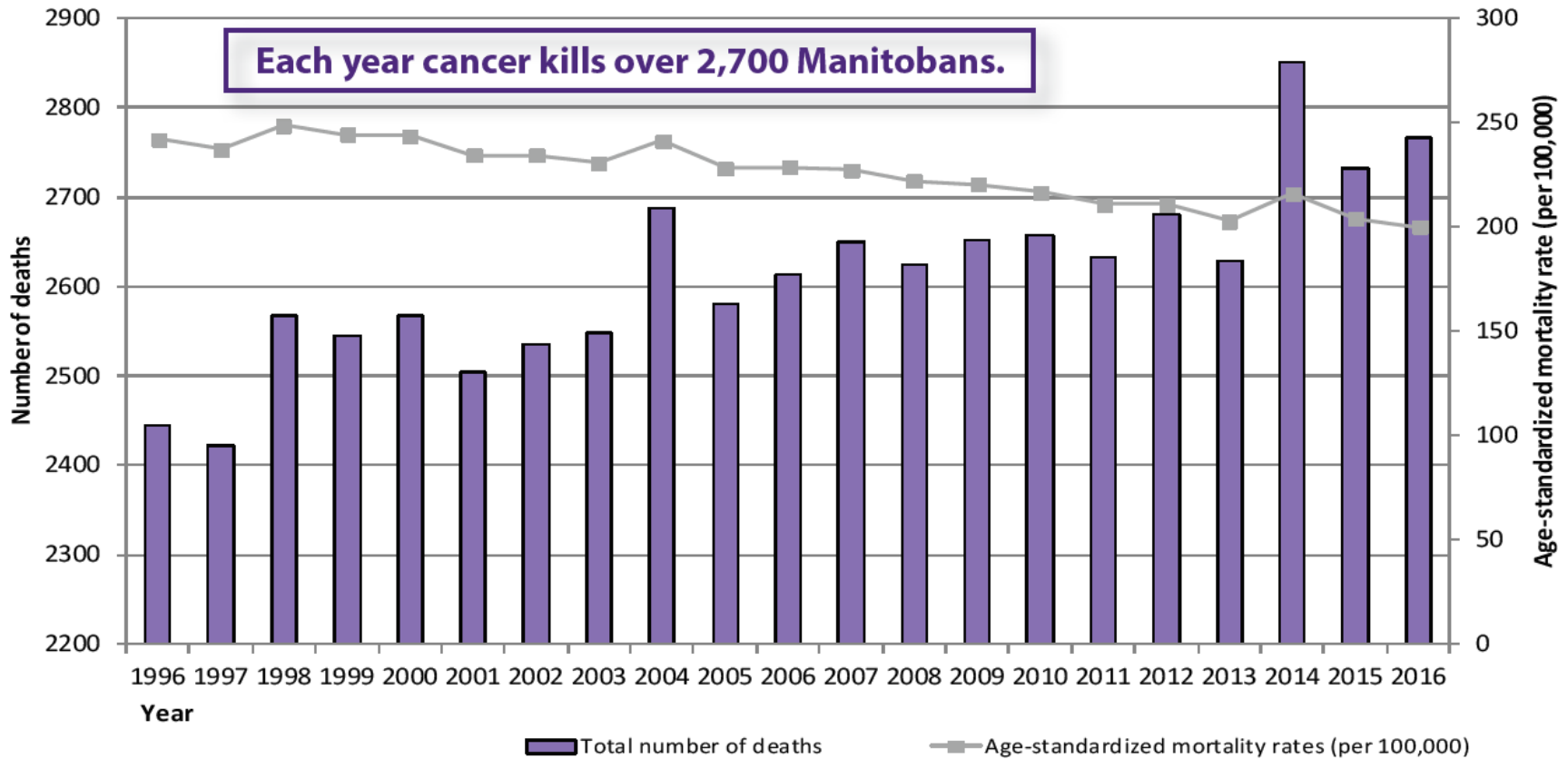
**Figure X.** Number of pediatric cancer cases (ages 0-16) diagnosed in Manitoba by year.



Between 50 to 60 children are diagnosed with cancer every year in Manitoba.

# Mortality: Manitoba

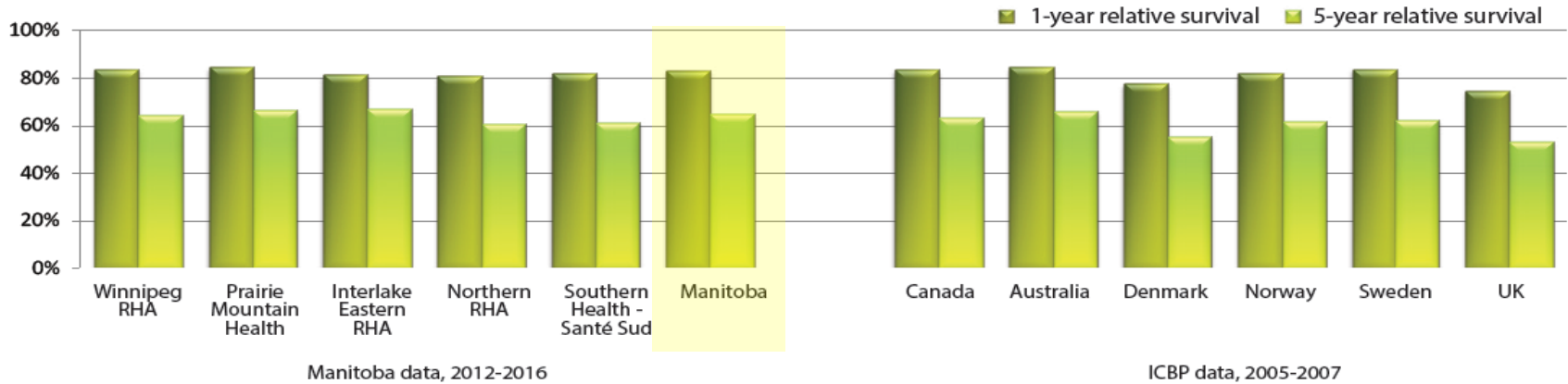
X. Number of deaths and age-standardized mortality rate, all invasive cancers, 1996-2016



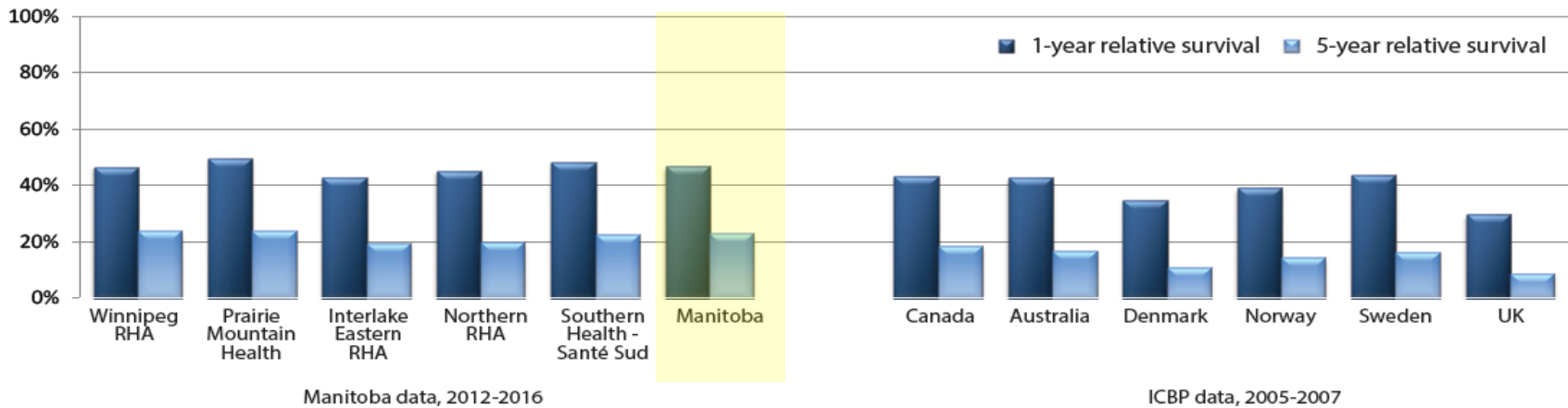
# Survival

**Figure X.** Age-standardized 1-year and 5-year relative survival<sup>a</sup> rates for colorectal cancer with comparison of Manitoba data (2012-2016) and data from the International Cancer Benchmarking Partnership (ICBP; 2005-2007).

## Colorectal



## Lung & Bronchus

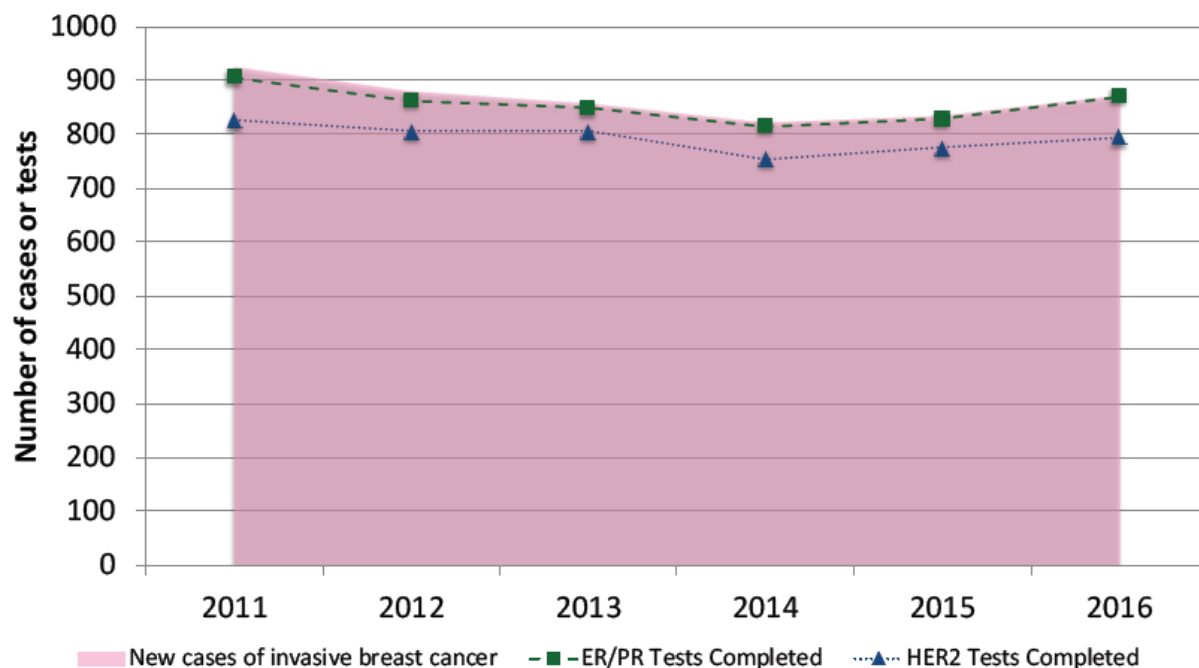


# Predictive and Prognostic Markers

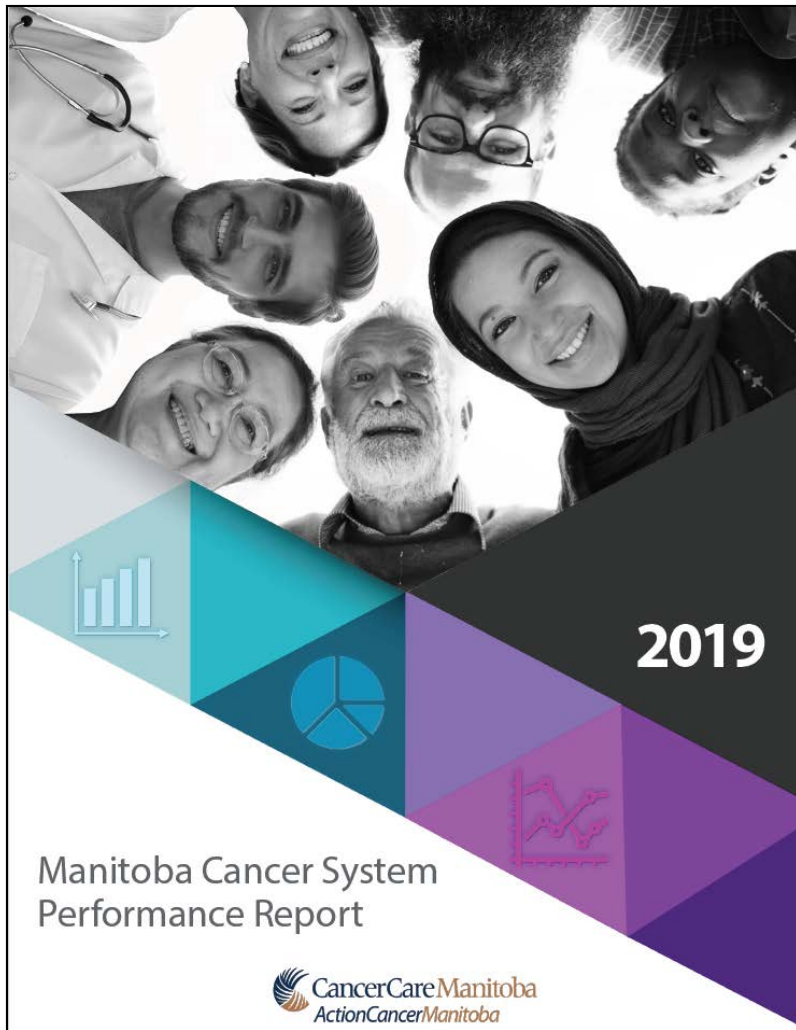
**BREAST CANCER:** Every woman who receives an invasive breast cancer diagnosis in Manitoba will receive molecular testing – estrogen receptor (ER), progesterone receptor (PR), and HER2. This information is critical for treatment planning at all stages of the disease.

**9.4%** of all Manitoban women with a breast cancer diagnosis were diagnosed with triple negative breast cancer (2014-2016). Triple negative breast cancer (negative for ER, PR, and HER2) often leads to poorer prognosis, more advanced disease at diagnosis, and patients tend to be younger. The Canadian Partnership Against Cancer's 2015 report on staging compares rates of triple negative breast cancer across Canada for 2010. Across Canada scores ranged from 8.2% in Alberta and 12.8% in New Brunswick.<sup>3</sup> Manitoba's rate of triple negative breast cancer was 12.0% in 2010. Manitoba rates appear to be declining since 2010.

**Figure X.** Trends in molecular testing in Manitoba for new cases of invasive breast cancer, 2011-2016.



OncotypeDx is requested at the Oncologist's discretion in some women with a new diagnosis of ER/PR+, HER2- breast cancer treated with surgery who may benefit from additional chemotherapy to prevent disease recurrence. The OncotypeDx test was funded for routine use in the province in 2018 and the Manitoba Cancer Registry started collecting data at that time. We look forward to highlighting this testing in our next Manitoba Cancer System Performance Report.



The availability of population-wide data is an asset that is increasingly being used to monitor and report on the success of cancer services.

This raises the profile of the cancer registry and increases demands for comprehensive and timely data.